




**Long lasting
1800 W motor
for the hardest
applications**



*Special adjusted machine
concept for cuttings into
Poroton® up to strength class 20
with premium saw blades –
long durability and high cutting
speed!*

480

SPECIFICATIONS	EDB 480.1
Power input	1800 W
Rated voltage	230 V ~
Stroke rate	2200 rpm
Cutting length	480 mm
Spindle connection	Special
Weight	6.1 kg
Order no.	06644000
Supplied	in a box incl. blade set universal Premium, blade protection and assembly tools

**Double blade sword saw
EDB 480.1**

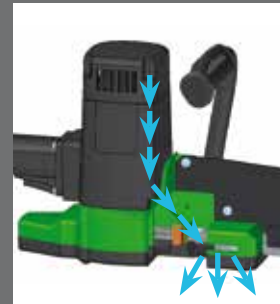
**The powerful all-rounder for
various building materials**

USE:

- Cutting of vertical coring brick (f.e. Poroton®), aerated concrete, wood and pressure-resistant insulation material
- Flexible, fast and hence cost saving cutting of vertical coring brick compared to heavy transportable brick saws
- Easy realization of notches as well as exact cuttings
- Construction and civil engineering, drywall, carpentry

FEATURES:

- Robust design with durable, powerful 1800 W motor for hardest applications – high cutting speed, diagonal cuts in vertical coring brick possible w/o problems
- Robust warp resistant sword for precise cutting
- Two counter-saw blades – blow-back proof sawing
- Blower function – dust protection for gearbox and user
- Ergonomic handle – mountable on two sides
- Compact and slim design – easy to handle, working close to edges
- Easy change of saw blades



blower function



handle mountable on both sides

















**Cutting length
up to 480 mm**





Sawing/Cutting/Slitting ACCESSORIES

FOR CUTTING AND GRINDING SYSTEMS			
	15	Diamond cutting disc Ø 230 mm	37448000
	16	Diamond cutting disc Premium, Ø 350 mm	3744G000
	17	Diamond cutting disc near to the edge Premium, Ø 350 mm	3744H000
	18	Set of Adapter for cutting near to the edge for ETR 350/ETR 350 P	3744K000
	19	Adjustment and limitation for cutting depth incl. cover plate for ETR 350/ETR 350 P	3744L000
	20	Set of Guide rails 200 cm for ETR 350/ETR 350 P 2x Guide rail 100 cm incl. machine holder, connection and mounting	3744N000
	21	Guide rail 100 cm for ETR 350/ETR 350 P incl. connection and mounting	3744P000
	22	Fastening set for Guide rails for ETR 350/ETR 350 P	35729000
FOR DOUBLE BLADE SWORD SAW			
	23	Blade set Universal Premium, 2 parts	37452000
FOR WALL CHASERS			
	24	Diamond blade Premium Ø 125 mm	3744D000
	25	Diamond blade Standard Ø 150 mm	37440000
	26	Diamond blade Premium Ø 150 mm	37441000
	27	Diamond blade Premium Ø 180 mm	37443000
	28	Distance disks for EMF 150.1/EMF 180 for the using of 3 blades	3744E000
	29	for the using of 4 blades	3744S000